

eip-agri
AGRICULTURE & INNOVATION



Subgroup on Innovation for agricultural productivity and sustainability 4th Meeting

#RNSubInnovation - @EIPAGRI_SP

18 February 2016

Subgroup on Innovation for agricultural productivity and sustainability

4th Meeting – 18 February 2016



08:30 - 09:00 Registration & welcome coffee

09:00 - 09:10 Welcome & introduction – *Rob Peters, Head of Unit AGRI H.5*

09:10 - 10:10 Session I “Rural Networking in 2016

Presentation by DG AGRI & discussion in groups

10:10 – 10:30 Session II “Supporting Operational Groups”

EIP-AGRI implementation in RDPs: first elements from the 94 RDPs supporting OGs through Measure 16 – *Presentations by DG AGRI & EIP-AGRI Service Point*

10:30 – 11:00 Coffee break

11:00 – 13:00 Session II “Supporting Operational Groups” (continued) – *Discussion in groups*

Support for Operational Groups – DG AGRI & MAs from Austria, Spain, Sweden, England

13:00 – 14:00 Lunch break

14:00 – 15:00 Session III “EIP-AGRI Focus Groups”

State of play – EIP-AGRI Service Point & DG AGRI

Making best use of Focus Groups’ outcomes – Presentations by Portugal, Hungary & Spain / Presentation by Mark Redman

15:00 – 15:30 Coffee break

15:30 – 16:40 Making best use of Focus Groups’ outcomes – *Discussion in groups*

16:40 – 17:00 Wrap up / next steps

17:00 Closing



RDP support to EIP Operational Groups - Update

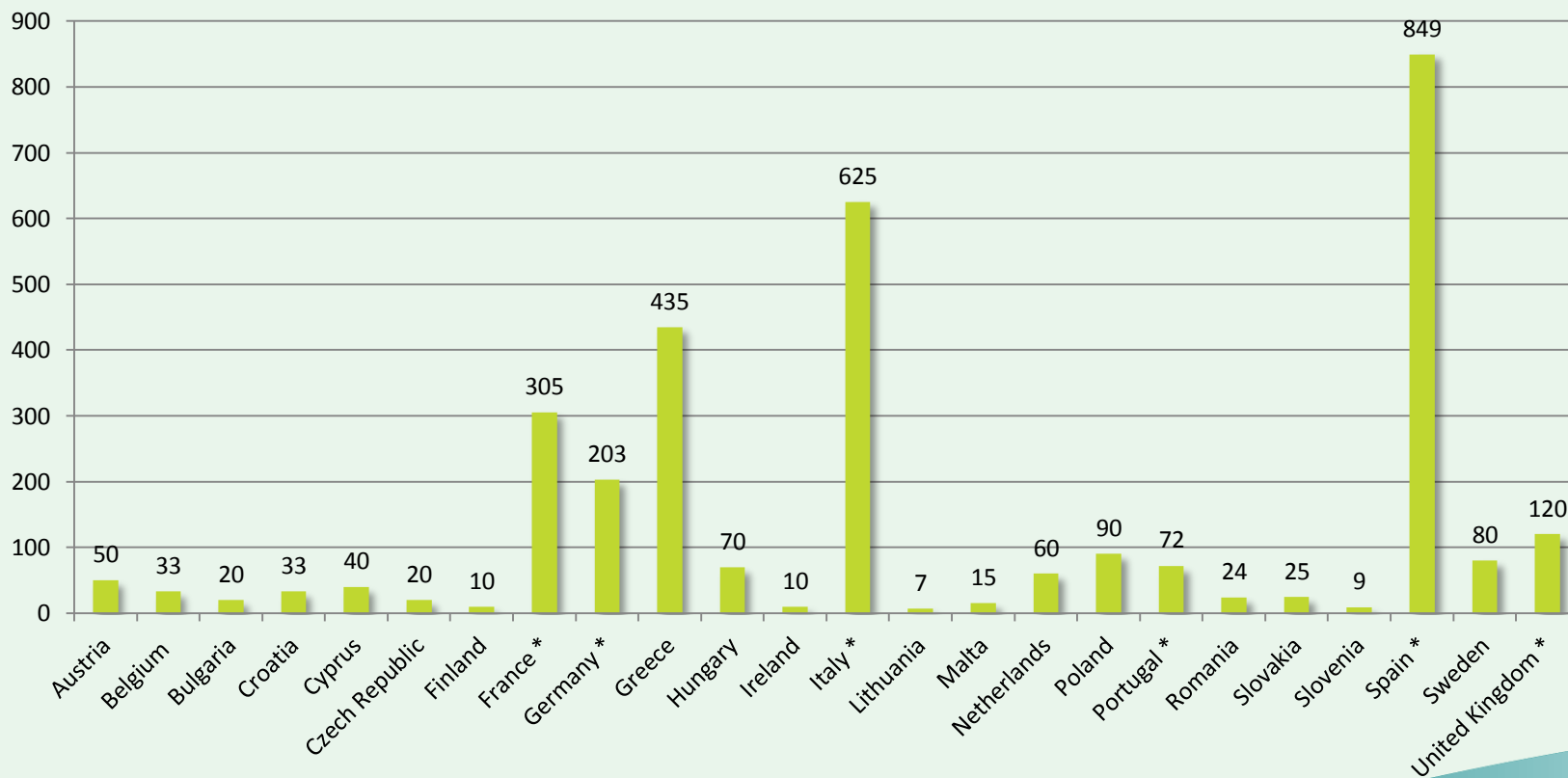
All 118 Rural Development Programmes 2014-2020 have now been approved

- 106 RDPs implement cooperation through M16
- **94 MS/regions (...+ LV)** will be implementing the EIP in their 2014-2020 Rural Development programmes
- **3.205 planned OGs in 2014-2020** (~ 20% of total n. of cooperation projects)
- On average: **1,8% of the total RDP budget** (total public expenditure) will be spent on cooperation / M16 (or **2,8 billion EUR** → **587 million EUR for OG projects - estimate!!!**)
- Average size of coop project: ~183.000 EUR

Situation in your MS/region: see

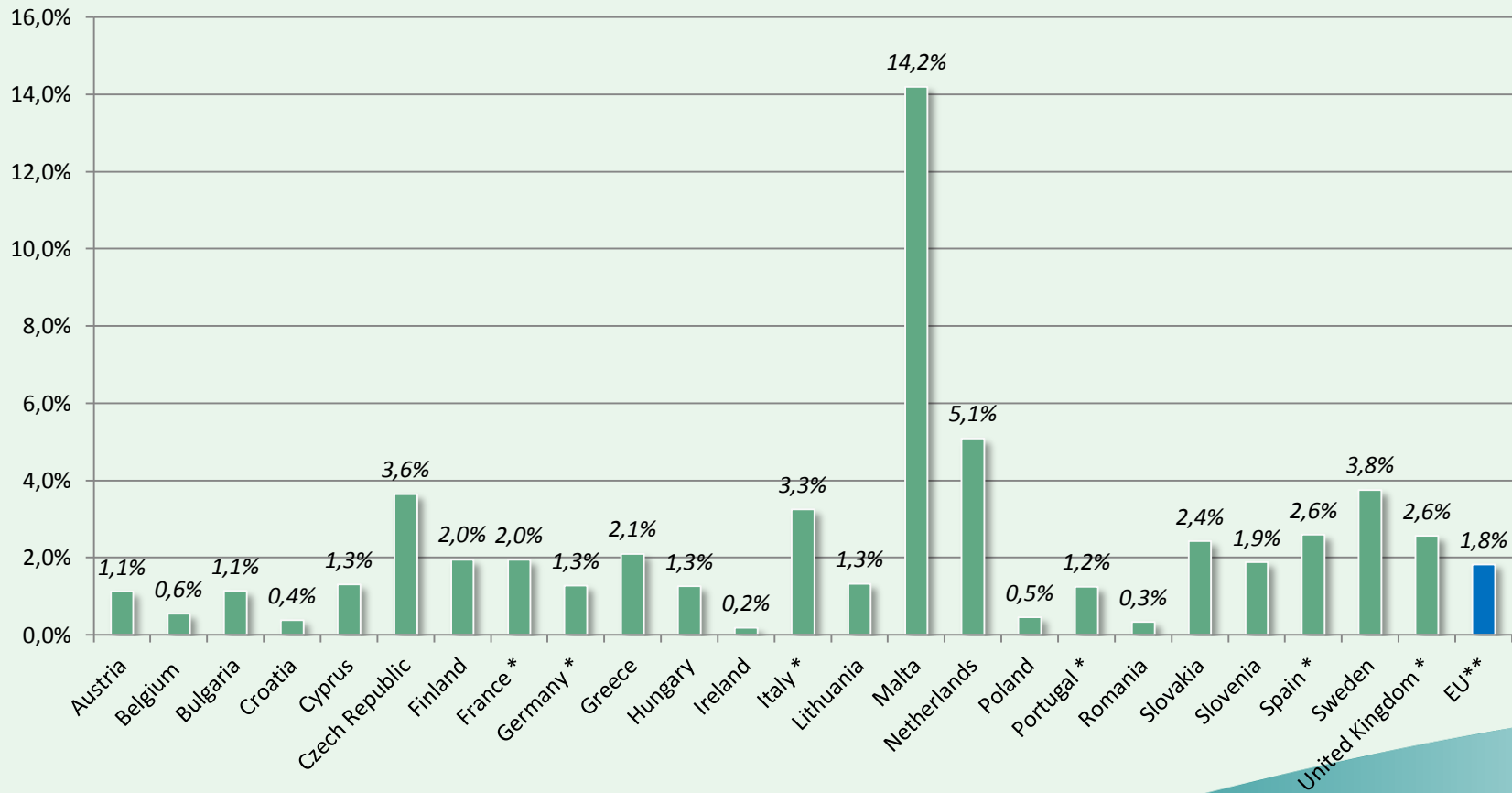
http://ec.europa.eu/agriculture/rural-development-2014-2020/country-files/index_en.htm

Number of planned EIP Operational Groups – RDPs 2014-2020



* Sum at national level

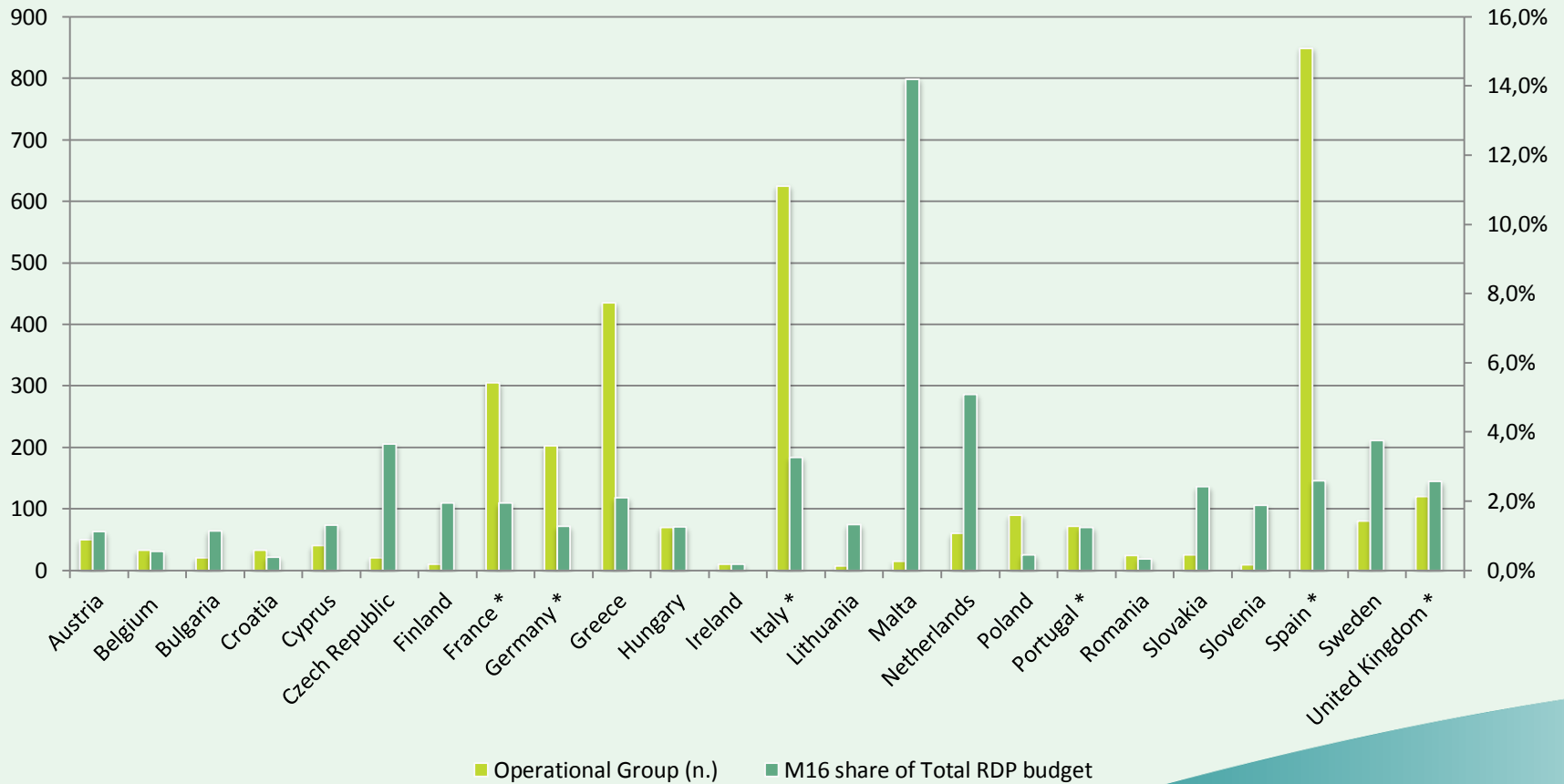
Cooperation measure's share of total RDP budget - RDPs 2014 -2020



* Average at national level

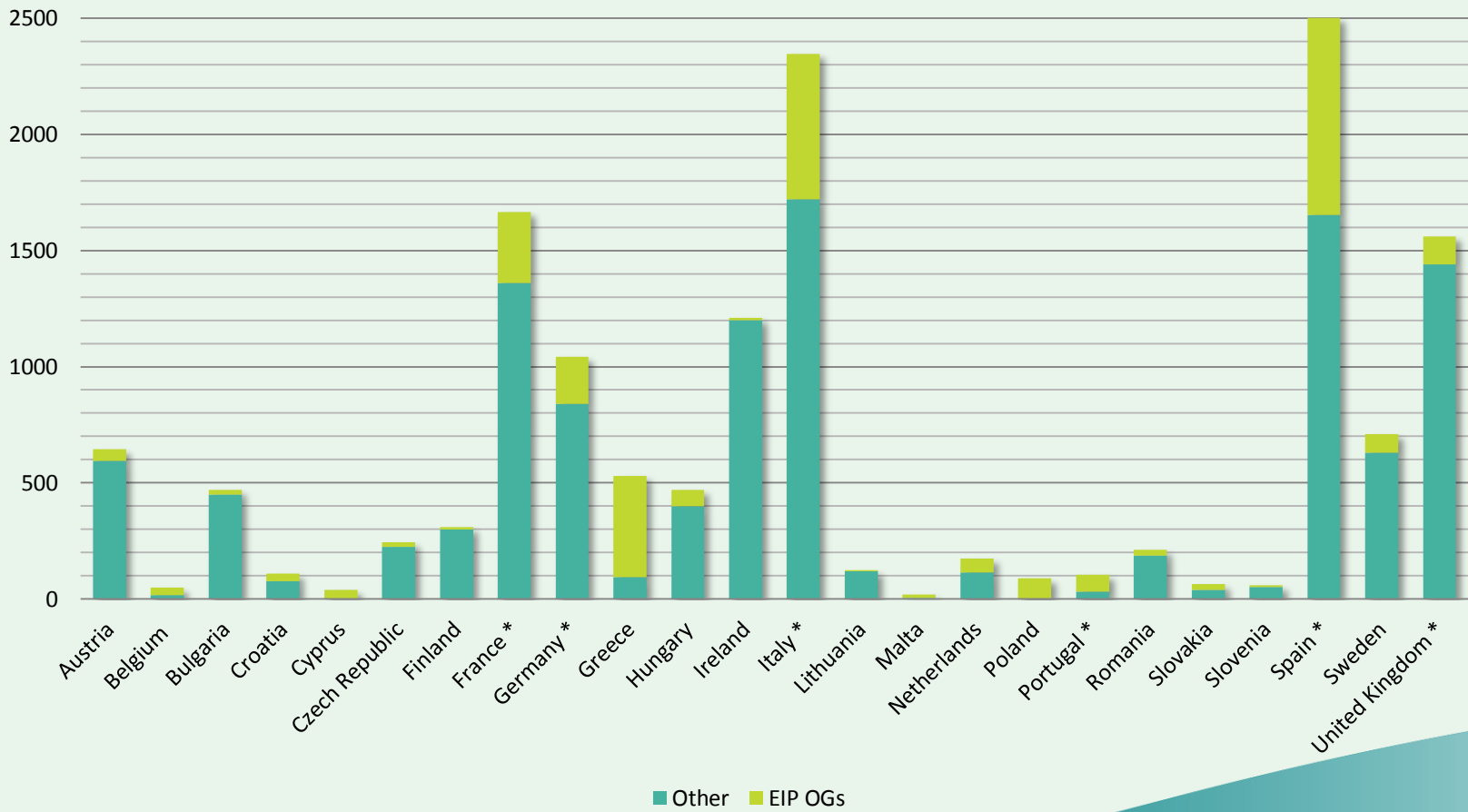
** Average: only RDPs providing support to EIP operational groups

Expected n° of OGs supported vs. M16 budget (share of total RDP budget)



* Aggregated data at national level

Number of planned cooperation projects under M16 – RDPs 2014-2020



* Sum at national level

M16 budget allocation per RD Priority and Focus area

% of total EU28 M16 budget

