



THIS PROJECT HAS RECEIVED FUNDING FROM
THE EUROPEAN UNION'S HORIZON 2020 RESEARCH
AND INNOVATION PROGRAMME UNDER GRANT
AGREEMENT N. 772705



NEFERTITI

**Networking European Farms to Enhance
Cross Fertilisation and Innovation Uptake
through Demonstration**

**October 25th, 2022
SWG SCAR AKIS
Budapest**

Quick facts about NEFERTITI project

🕒 4 years and 9 months: from **01/01/2018** to **30/09/2022**

👥 Includes **32 partners** from **17 countries**

👤 **Coordinated by ACTA**
(Head of Network of the French Agricultural Technical Institutes)

💰 Budget: **7M€**



PLAID



AGRIDEMO



IPM
works



FARMDEMO



acta
LES INSTITUTS
TECHNIQUES
AGRICOLES #

LES INSTITUTS
TECHNIQUES
AGRICOLES #



THIS PROJECT HAS RECEIVED FUNDING FROM
THE EUROPEAN UNION'S HORIZON 2020 RESEARCH
AND INNOVATION PROGRAMME UNDER GRANT
AGREEMENT N. 772705



10 NEFERTITI Networks & 45 Demo Hubs



Grassland & carbon sequestration



Data driven decisions for dairy farmers



Robust organic livestock systems



Optimal soil quality in arable crops



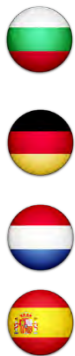
Arable crop sensing & variable rate applications



Increasing productivity & quality in organic arable crops



Improved nutrient use efficiency in horticulture



Water use efficiency in horticulture




Reducing pesticides use in the production of grapes, fruits & vegetables



THIS PROJECT HAS RECEIVED FUNDING FROM THE EUROPEAN UNION'S HORIZON 2020 RESEARCH AND INNOVATION PROGRAMME UNDER GRANT AGREEMENT N. 772705



Farm attractiveness



Concept and objectives

Innovation uptake



THIS PROJECT HAS RECEIVED FUNDING FROM THE EUROPEAN UNION'S HORIZON 2020 RESEARCH AND INNOVATION PROGRAMME UNDER GRANT AGREEMENT N. 772705



Networking Hubs & people



3 Annual Demonstration Campaigns

Platform to connect people



Dissemination Communication

Policy Dialogue



Monitoring & Evaluation

Networking European Farms to Enhance Cross Fertilisation and Innovation Uptake through Demonstration



NEFERTITI Platform
 Demo Farm Inventory
 Demo events timetable
 Demo events reports

32 Partners

17 Countries

10 Thematic networks

45 Demo Hubs

577
 On-farm demonstrations

216
 Virtual demonstrations

30
 European Cross-Visits

45 000
 Participants in demo-events



Available in 23 European languages



150 + Videos
 1500 + Suscribers
 300 000 + Video views



Policy & stakeholders dialogue :
Local AKIS, EU Regions, European Commission, Ministries

NEFERTITI events per Network



THIS PROJECT HAS RECEIVED FUNDING FROM THE EUROPEAN UNION'S HORIZON 2020 RESEARCH AND INNOVATION PROGRAMME UNDER GRANT AGREEMENT N. 772705



Networks	1st - 2019	2nd - 2020	3rd - 2021- 2022	Total	Overall Nefertiti obj
01 Grassland and Carbon Sequestration	24	20	17	61	102%
02 Data driven decisions for dairy farmers	31	25	34	90	150%
03 Robust organic livestock systems	24	23	32	79	105%
04 Optimal soil quality in arable crops	32	17	32	81	135%
05 Crop sensing and variable rate applications	23	24	42	89	119%
06 Increasing productivity and quality in organic arable cropping	24	22	28	74	123%
07 Improved nutrient use efficiency in horticulture	20	18	27	65	108%
08 Water use efficiency in Horticulture	20	17	30	67	112%
09 Pesticide use reduction in the production of grapes, fruits and vegetables	25	19	33	77	103%
10 You can Farm: Farm attractiveness	37	26	47	110	122%
total	260	211	322	793	117%

Figure 3: events number organised per network and campaign

Participants to NEFERTITI Events

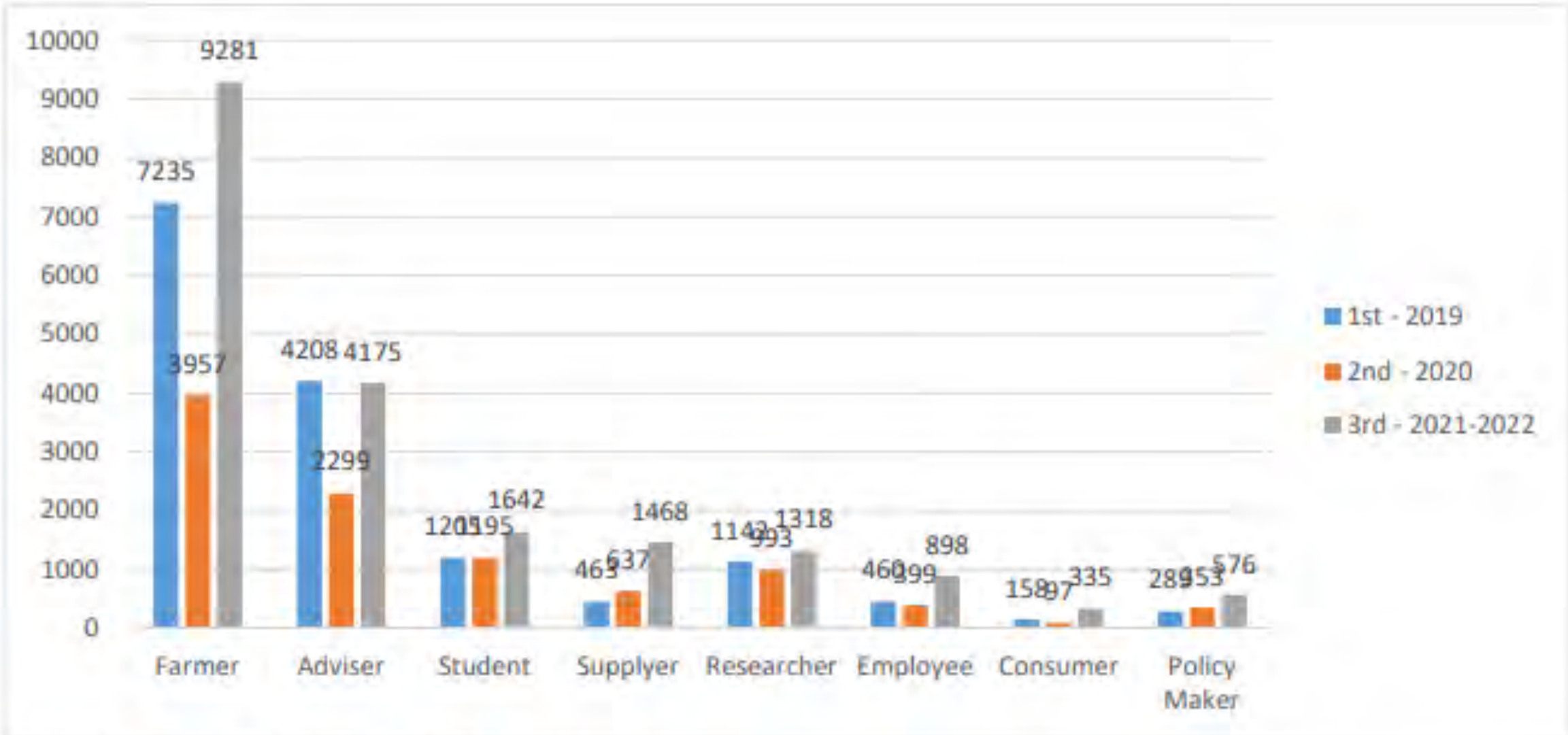


Figure 6: number of visitors and share among types

Location of NEFERTITI Events

THIS PROJECT HAS RECEIVED FUNDING FROM THE EUROPEAN UNION'S HORIZON 2020 RESEARCH AND INNOVATION PROGRAMME UNDER GRANT AGREEMENT N. 772705



Figure 7: events distribution per location type and campaign

The Farm Demo Training Kit



THIS PROJECT HAS RECEIVED FUNDING FROM THE EUROPEAN UNION'S HORIZON 2020 RESEARCH AND INNOVATION PROGRAMME UNDER GRANT AGREEMENT N. 772705



FARMDemo



**DEMO DESIGN GUIDE
ON-FARM DEMONSTRATIONS**

[READ MORE](#)



**DEMO DESIGN GUIDE
VIRTUAL DEMONSTRATIONS**

[READ MORE](#)



**INSPIRATION FROM
PRACTICE**

[READ MORE](#)



AGRIDemo



**TOOLS FOR PREPARING
A DEMO EVENT**

[READ MORE](#)



**TOOLS FOR DELIVERING
A DEMO EVENT**

[READ MORE](#)



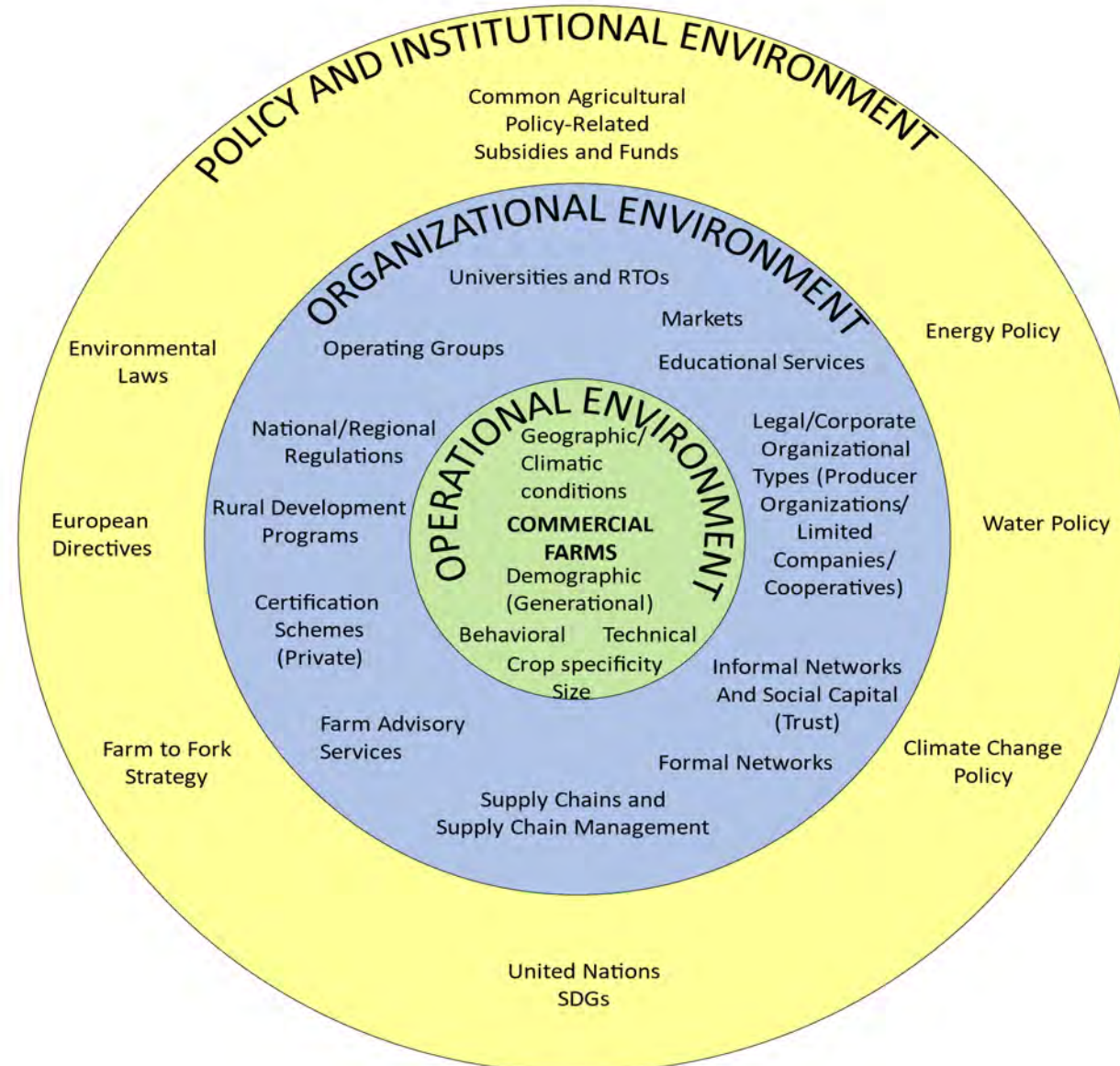
**TOOLS FOR EVALUATION
AND FOLLOW-UP**

[READ MORE](#)



PLAID

Different spheres of interconnected AKIS



Recommendations for AKIS



Organisational, and Policy & Institutional levels:

1. **AKIS Collective Mapping**
2. **Governance of AKIS**
3. **Creation of AKIS farm demo/p2p strategic programmes**
4. **Funding for AKIS hubs and network building activities**
5. **Providing more support and incentives for farmer owned/directed agricultural organisations**
6. **Reform research/er assessment across Europe**

Recommendations for AKIS



Operational level:

7. **Quality Demos** and p2p exchanges

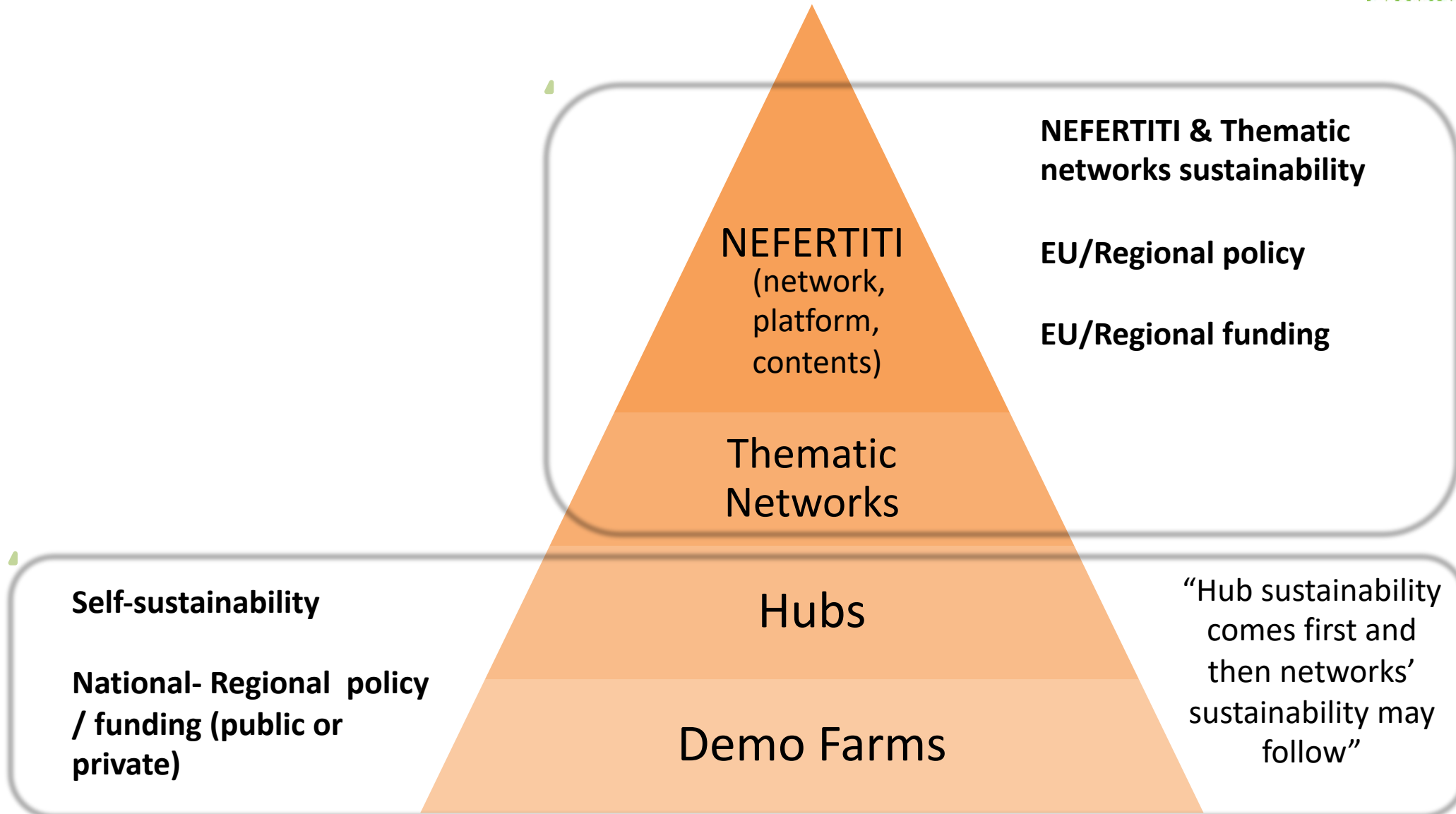
8. **Continuing Education** requirements

9. **Economic Assessment, Cost/Benefit, market and non-market Impact Assessment**

10. **Multi-level demos for collaboration** across operational, organizational and policy

11. **Farmer – Researchers nights**

NEFERTITI Hierarchical levels and Sustainability



Self sustainability of the farm demo networks: main conclusions of the survey



- **High level of achievement**
- **Matured and successful hubs**
- **Good prospects of maintaining the hubs**
- **Willingness to maintain international networking**
- **Uncertain financial support for the future**
- **Uncertain institutional & policy support**

**Sustainable hubs?
Yes if there is
funding available
and institutional
support**

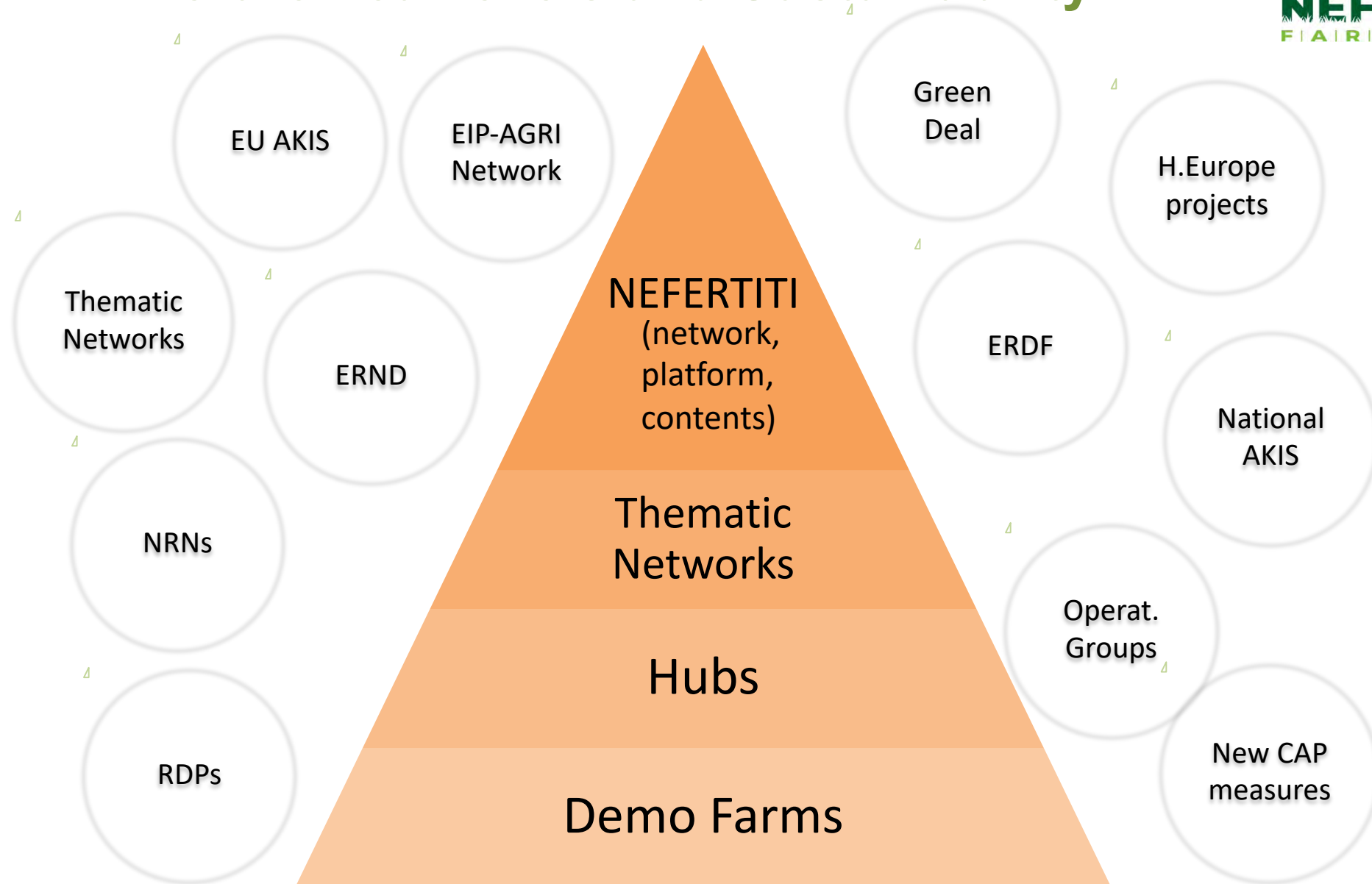
Success Cases. How farm demo is being developed in Europe



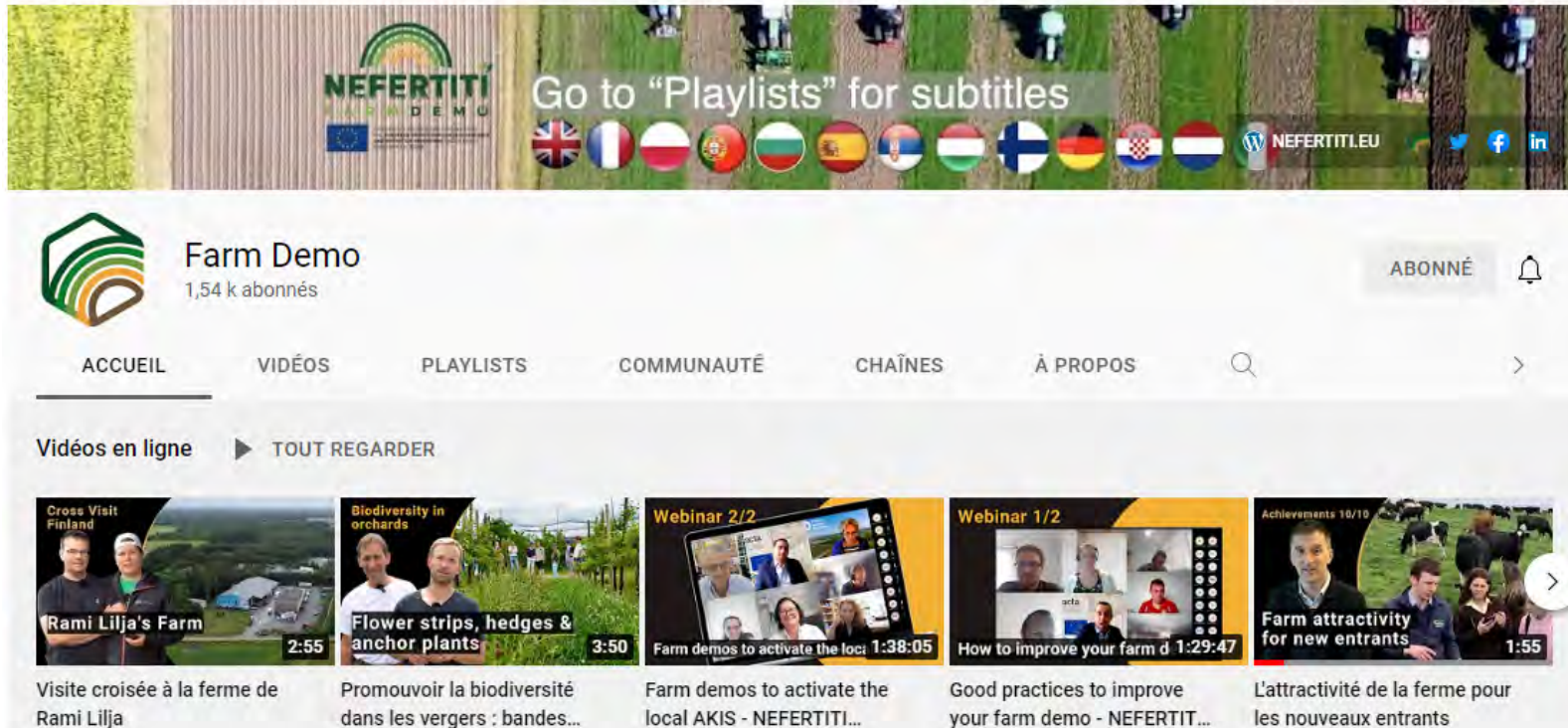
- 🔌 **National demo farm network (Poland)**
- 🔌 **Seeds for national demo farm networks (Italy)**
- 🔌 **Inov Action network (France)**
- 🔌 **Water Management Demo Program (Portugal)**
- 🔌 **IPMworks and ClimateFarmDemo (EU)**

- 🔌 **A vast diversity of models for**
 - 🔌 Institutional ownership
 - 🔌 Functional model
 - 🔌 Financing

NEFERTITI Hierarchical levels and Sustainability



FARM DEMO You Tube Channel



SUBSCRIBE TO OUR
You Tube
CHANNEL

150 + Videos
1500 + Suscribers
300 000 + Video views

DEMO TECHNICAL VIDEOS

TRAINING KIT TUTORIAL

SYNTHESIS OF THE NETWORKS

CROSS VISITS VIDEOS

NEFERTITI WEBINARS



AN HAPPY, SUSTAINABLE & SUCCESSFULL EU FARM DEMO NETWORK!





www.nefertiti-h2020.eu



[NEFERTITI.EU](https://www.facebook.com/NEFERTITI.EU)



[NEFERTITI](https://www.linkedin.com/company/NEFERTITI)



[@NEFERTITI_EU](https://twitter.com/NEFERTITI_EU)



europe@acta.asso.fr

Thank you for your attention

Questions, Comments...



Networking European Farms to Enhance cRoss ferTilisation
and Innovation uptake Through demonstration